

# GREENWICH PREVENTION COUNCIL YOUTH SURVEY RESULTS


In 2018, Greenwich youth in grades 7-12 responded to surveys regarding their developmental assets\* and risky behaviors. Below are some survey result highlights.

\*Positive supports and strengths young people need to succeed

## 2018 YOUTH SURVEY OVERVIEW

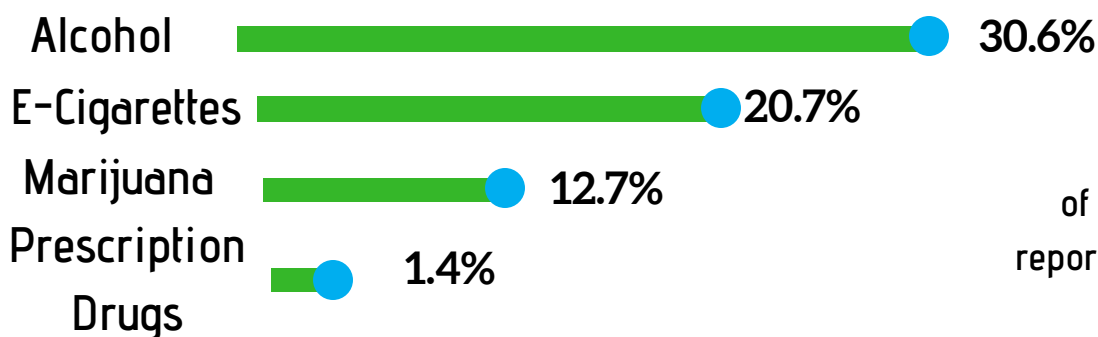
Survey	Female respondents	Male respondents	Total
<b>Assets</b>	2046	1724	3798
<b>Risks</b>	2117	1734	3905

## 9-12th GRADE DEVELOPMENTAL ASSET OVERVIEW



Challenged: 0-14 • **Vulnerable:** 15-20 • **Adequate:** 21-25 • Thriving: 26-30

## 9-12th GRADE PAST 30 DAY SUBSTANCE USE OVERVIEW




**55%**

of Greenwich grade 12 youth report past 30 day use of alcohol

# WHERE ARE WE STRONGEST?

## Empowerment



Students report feeling valued by this community.

## Support



Students report experiencing high levels of support and care at home.

# WHERE CAN WE DO BETTER?

## Constructive Use of Time



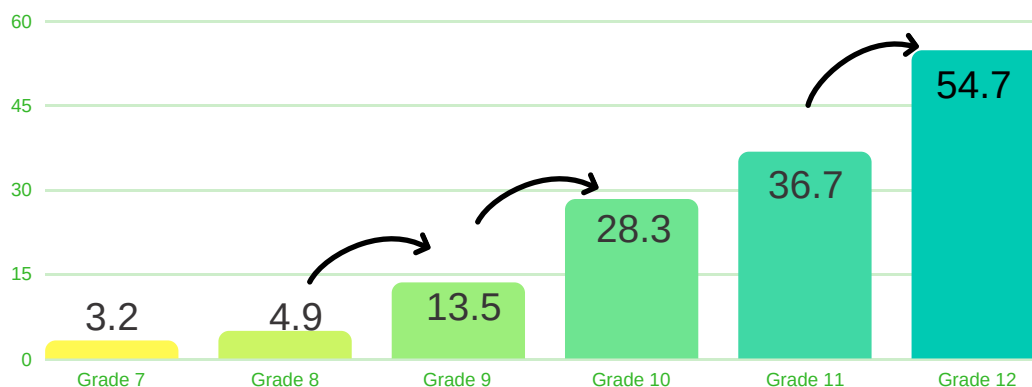
These assets include: creative activities, youth programs, religious community and unstructured time at home.

## Positive Identity



These assets include: sense of personal power, self-esteem, sense of purpose and positive view of personal future.

# STUDENTS REPORT PAST 30 DAY ALCOHOL USE BY GRADE



\*Note the increase in alcohol consumption from 8th grade to 9th, 9th to 10th, and 11th to 12th.

## DID YOU KNOW...

Decades of research have shown that young people with higher levels of assets are physically and mentally healthier, more caring, more productive and involved in their community and less likely to use drugs and alcohol. To learn more, visit [www.search-institute.org](http://www.search-institute.org).

The Greenwich Prevention Council would like to thank the Greenwich Private and Public Schools and the Board of Education for their partnership in surveying Greenwich youth.